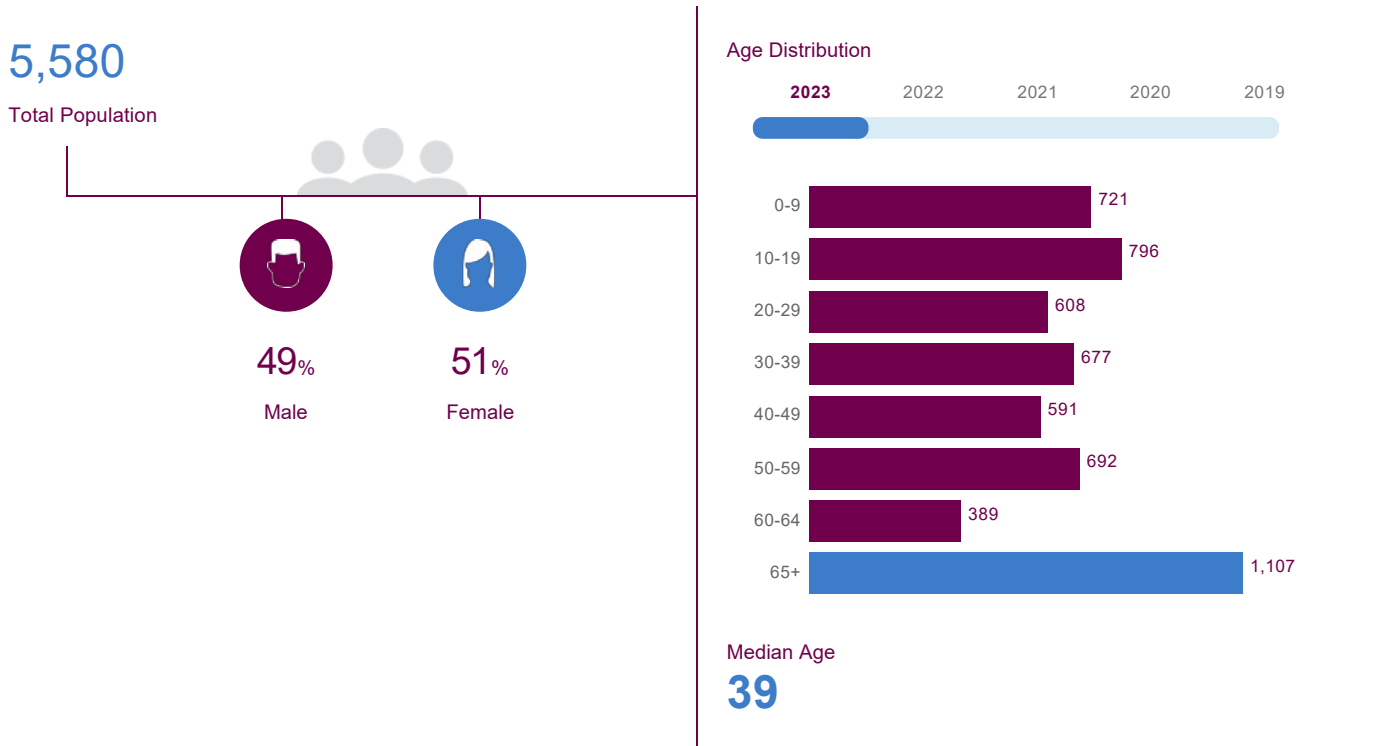


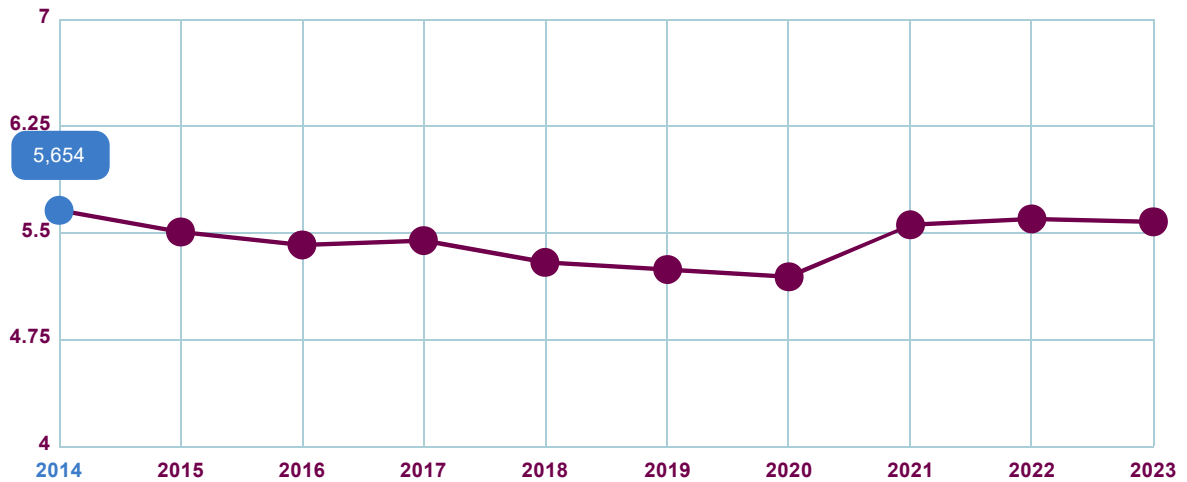


People

The total population of Berlin is 5,580. The median age is 38.85



Population Growth (in thousands)



Educational Attainment



29.39% of the population in Berlin have an associate's degree or higher. 91.1% have a high school degree or higher.



< Grade 9
1.73%



Grade 9-12
7.17%



High School
40.15%



Some College
21.56%



Assoc Degree
7.54%



Bach Degree
14.2%



Grad Degree
7.65%



offer associate's Degree or Certificate



offer Bachelor's Degree or Higher

Labor Force



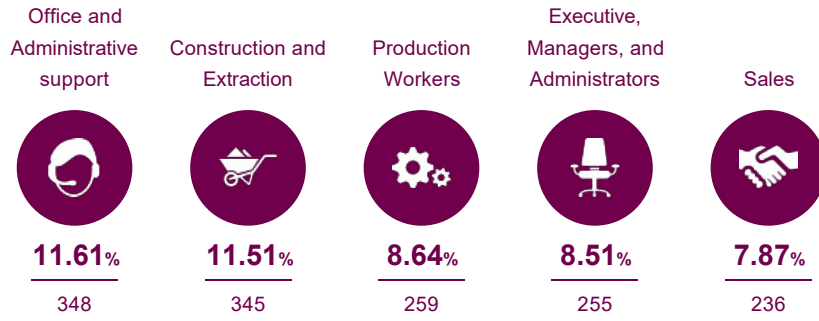
Berlin has a labor force of 2,531 people.

2,531

Labor Force

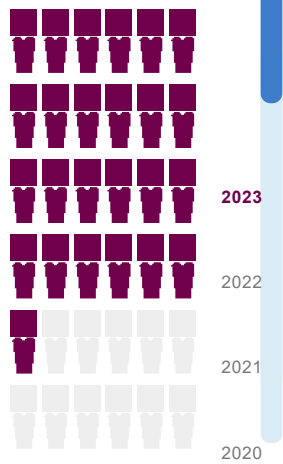
Talent

What are the largest job counts by occupation?



Total Employees

2,997



The work distribution of total employees in Berlin is:



Total Establishments

247

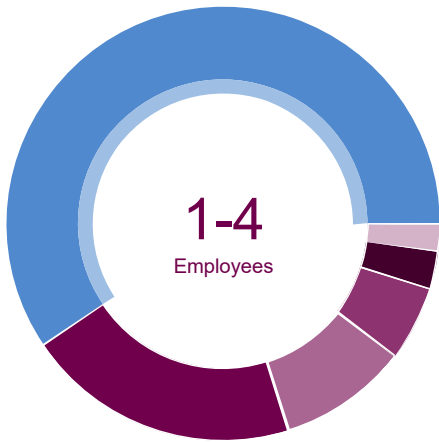


Businesses and Jobs

Berlin has a total of 247 businesses. In 2023, the leading industries in Berlin were .

What are the top industries by jobs?

How many employees do businesses in Berlin have?



1-4 Employees	59.92%
5-9 Employees	20.65%
10-19 Employees	9.72%
20-49 Employees	5.67%
50-99 Employees	2.83%
100+ Employees	2.01%

Income and Spending



Households in Berlin earn a median yearly income of \$59,276. 22.25% of the households earn more than the national average each year. Household expenditures average \$61,723 per year. The majority of earnings get spent on Shelter, Transportation, Food and Beverages, Health Care, and Utilities.



\$59,276

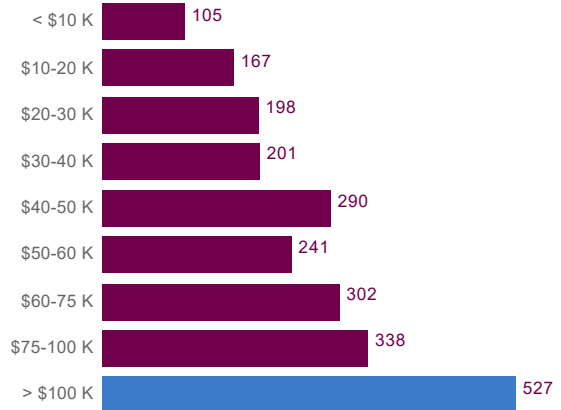
Median Household Income

8% less than the county

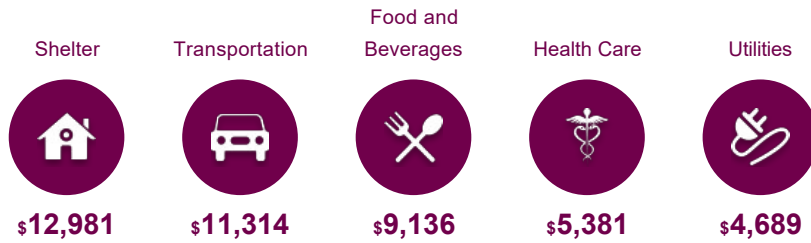
17% less than the state

21% less than the nation

Income Distribution



How do people spend most of their money?
PER HOUSEHOLD



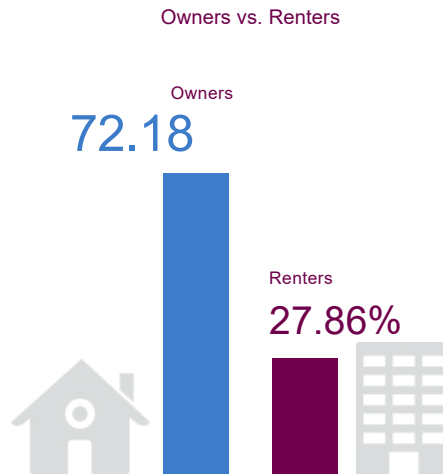
\$61,723

Median Household Expenditure

Housing



There are 44% more households who own their homes than there are renters.



Transportation



Residents spend an average of 21 minutes commuting to work. Berlin is served by 13 airports within 50 miles. Rail can be accessed within 7 miles. Interstates can be accessed 24 miles away.



21_{min}

Commute Travel Time



0 + 13_(+50 miles)

Airports in Community



24_{miles}

Distance to Interstate



7

Distance to Freight Rail

Taxes



Top State Corporate Income Tax

7.9%

Top State Corporate Capital Gains Tax

7.9%

Top State Personal Income Tax

7.65%

Top State Personal Capital Gains Tax

7.7%

State Sales Tax

5%